


# Welcome to Your New School



This guide has been written in the form of a \* **social story** for those young people who may need extra help with transition to secondary school.

# My transition to Secondary School – A Social Story

## Thinking about High School

Changing schools should be exciting but you might also feel a bit nervous. The change of school will involve a lot of changes and new experiences for you in September.

We have made a 'Transition Workbook' which you can use at home or at school. It will help to explain a lot about our school, and we will try and answer some of the questions you may have to help prepare you for all the changes.

# Who was Saint Augustine?

There was once a man called Pope Gregory, who lived in Rome. One day, when he was at the market, he saw some children from England being sold as slaves by pirates. It really upset him and he decided to do something about it.

He went to St Andrew's Monastery in Rome and asked a monk called Augustine to lead a group of monks on an incredibly long journey (by foot) to England. Augustine and the monks were scared, but they knew that had to listen to the Pope. They travelled to England, unsure of what they would find when they arrived.

When they arrived, England was fantastic. They met King Ethelbert and Queen Bertha who let Augustine build a Church and tell people all about Jesus. On Christmas Day, 10,000 English people became Christians and were baptised.



# A Prayer for moving to a New School

Dear Lord,


As we prepare ourselves to make the journey from our primary schools to St Augustine's, we remember the journey that our patron, St Augustine made to travel here to England.

When we are scared of what lies ahead, we think how St Augustine was scared but trusted in You.

When we worry about what will happen, we think how the monks were unsure and trusted in You.

Be with us in our worries and fears, help us, like St Augustine, to trust in You and to remember that you are always with us on every stage in our journey.

Amen.



# Important information for me about St Augustine's R.C. High School

## **\*A Social Story**

- **\* I have been to a Primary School and now I am in Year 6 I am getting ready to go to St Augustine's R.C. High School.**
- **When I go to High School, I will find that there are some things that are the same as Primary.**
- Lessons are still taught by teachers.
- Children will go to lessons and they will have a break time and lunch time.
- At the end of the day (3.20pm Monday to Thursday) the children go home.
- On a Friday the pupils will leave school at 2.25pm.

# Important information for me about St Augustine's R.C. High School

- **\* When I go to High School I will also find that some things are different.**
- Each subject is taught by a different teacher
- The teachers stay in the same room but the pupils move around to go to their different lessons
- St Augustine's is a big school but the staff there help you find your way around the building and you will soon learn where your classrooms are.
- There are helpers in lots of the classes. We call them Teaching Assistants.
- You might meet different helpers (Teaching Assistants) during the day who are there to help me.
- You may have one special helper in school who I can go to if I have a worry or a problem.

# This is the Main Entrance to School



# The Main Reception





# **Facts About Our Secondary School**

**People Who Can Help**

# Mrs Bleazard



- Welcome to St Augustine's I cannot wait to meet you and welcome you into our wonderful community.
- My name is Mrs Bleazard and I am one of the Assistant Headteachers. My role is to ensure you are safe, happy and follow our expectations.
- It's an honour and privilege in my role to see you come in as Year 7 children and leave as young adults ready to conquer the world!
- My advice to all of you would be to get involved in all the activities and experiences on offer. There may be something you have never tried before and you could be utterly amazing at it! If you don't try, you don't know!
- My second piece of advice is that if you are unsure about anything, just ask. All the pupils and staff at St Augustine's are incredibly helpful and will make you feel very welcome.

# My Head of Year



- This is Mr Kelly. He is the Head of Year 7. Mr Kelly has worked as a Head of Year for a number of years so has lots of experience.

He is here to help you. Mr Kelly is very friendly and wants you to do your best.

- **\* I can speak to Mr Kelly if I have any worries. He is happy to help me.**

# Welcome to Our Department




THIS PIECE OF ART WAS DESIGNED BY ANABELLE PILLING OF YEAR 11 AT THE TIME OF DESIGN.

# Learning Support

- There is also a large department in our school called Learning Support. This is what it looks like.
- \* There are lots of friendly adults who can help if I am worried. I can visit this department if I feel I need some extra help or have a problem. The staff are there to help me.

# Learning Support



# Who can Help Me?



- This is Mrs Day. She is the Head of the Learning Support Department. You may have met Mrs Day already at Open Evening or at your Primary Review.
- Mrs Day also teaches History and loves to talk about her dog called Meg.
- **\* I can speak to Mrs Day if I have any worries or problems – it doesn't matter if they are big or small.**

# Who can Help Me?



- Mrs Clossick also works in the Learning Support Department  
She works with small groups of pupils , providing intervention.
- She is also a teacher of English.
- Mrs Clossick runs an exciting lunch time club called EngArt which combines English and Art. Pupils have been making props from Harry Potter.
- **\*I can speak to Mrs Clossick if I have any worries.**



# Who can Help Me?



- We all work in the Learning Support and provide extra help for anyone who may need it. This is Mrs Hall.
- Mrs Hall helps to teach pupils who might need some extra help.
- She likes to make learning fun ! She has lots on interesting ideas and exciting projects.

# Start of the Day

- Pupils usually start the day with their form. There are 8 different forms at St Augustine's R.C. High School. Your form tutor will help you. Form time is really important to our school. Your form tutor will help you to be organised and ready for your day.
- You will find out who your form tutor is before you start at St Augustine's R.C. High School.
- One of the first jobs in form time is to be given your timetable. This tells you which lessons you will study, where you need to go and who your teacher is.
- **\* My form tutor is there to help me. Staff and Pupils are friendly and will be happy to help me with any worries I may have.**

# How to use a Timetable

1Mo		1Tu		1We		1Th		1Fr	
Maths 7M/Ma2 RBR RM16	Science 7Z1/Sc RTM L8	Design Technology 7ZRB/Dt JOR RM20	Modern Languages 7Z1/MI AHI RM12	Science 7Z1/Sc RTM L8					
Music 7Z1/Mu MHA MUS2	Modern Languages 7Z1/MI AHI RM15	Science 7Z1/Sc RTM L8	Design Technology 7ZRB/Dt JOR RM20	Science 7Z1/Sc RTM L8					
PE Core 7ZG2/Pc KIR	RE 7Z1/Re ALO RE1	Geography 7Z1/Gg APA RM5	Computing 7Z1/Cg RBR RM16	RE 7Z1/Re ALO RE1				English 7C1/En JCU RM	
History 7Z1/Hi LO RM25	Maths 7M/Ma2 RBR RM16	RE 7Z1/Re ALO RE1	English 7C1/En JCU RM7						
English 7C1/En U RM7	PE Core 7ZG2/Pc KIR	Maths 7M/Ma2 RBR RM16	Numeracy 7b/Nu1 ATO RM6	Computing 7Z1/Cg RBR RM16					
2Mo		2Tu		2We		2Th		2Fr	
Maths 7M/Ma2 RBR RM16	Modern Languages 7Z1/MI AHI RM15	History 7Z1/Hi KLO RM25	Modern Languages 7Z1/MI AHI RM15	Science 7Z1/Sc RTM L8					
English 7C1/En JCU RM7	Maths 7M/Ma2 RBR RM16	Geography 7Z1/Gg APA RM5	Music 7Z1/Mu MHA MUS2	Science 7Z1/Sc RTM L8					
PE Core 7ZG2/Pc KIR	RE 7Z1/Re ALO RE1	Science 7Z1/Sc RTM L8	Design Technology 7ZRB/Dt JOR RM20	Art 7Z1/Ar SBO AR1				English 7C1/En JCU RM	
Modern Languages 7Z1/MI AHI RM15	Geography 7Z1/Gg APA RM5	Design Technology 7ZRB/Dt JOR RM20	English 7C1/En JCU RM7						
Art 7Z1/Ar SBO AR1	PE Core 7ZG2/Pc KIR	Maths 7M/Ma2 RBR RM16	History 7Z1/Hi KLO RM25	RE 7Z1/Re ALO RE1					

- You will be given a timetable to follow in school. This will tell you what subject you have in order and who your teacher will be and what room you will have to go to. This will take you time to get to learn where all your rooms are. It looks complicated at first.
- This is an example of a timetable from a pupil in Year 7. It is really useful to colour code your timetable to help you follow / remember it.

# AN EXAMPLE OF A Colour Coded Timetable

Lesson	Monday	Tuesday	Wednesday	Thursday	Friday
1	Maths RM 16	Science L8	Design Tech RM20	MFL RM12	Science L8
2	Music MUS2	MFL RM 15	Science L8	Design RM 20	Science L8
	Break	Break	Break	Break	Break
3	PE	RE RE1	Geography RM5	Computing RM16	RE RE1
	Lunch	Lunch	lunch	Lunch	English RM7
4	History RM 25	Maths RM16	RE RE1	English RM7	Lunch
5	English RM 7	PE	Maths RM 16	Numeracy RM6	Computers RM16

# Where can I keep my things ?

- This is a photograph of a bank of lockers along the science corridor.
- \* I can keep my personal items (coat , PE bag and books) in my own locker.
- I can buy my own locker to use.



# Important Information

- a photo of the toilets



# Lunchtime



- This is the dining area. It is quite small for the size of the whole school so lunchtime follows a timetable. There is a rota in place. However, when you first start with us you will take your lunch early so that you can use the dining area easily and learn how to follow the rules.
- You cannot take your bag into the dining area. You leave this in the bag store and collect your bag again before your next lesson.

# Lunchtime

- \* I can eat my lunch in the dining area. It is only big enough for only year group at a time. This means I will eat my lunch with my friends in Year 7 and we will follow the rota.
- I cannot bring my bag with me, I must leave it in the bag store.
- To pay for my meals I must line up and then my finger is scanned by the person operating the till.
- I must tidy up after myself at lunchtime to keep the area clean and care for the school environment.



# What to do if I get worried at lunch time ?

Lunch Time Clubs

Snack and Chat



# Snack and chat – a smaller area to eat lunch

- \* If I feel nervous about using the big canteen I can get a pass for a club called ‘Snack and Chat’ (dine and discuss).
- This is based in Learning Support over the first half of lunchtime. Our lunchtimes last an hour.
- During the second half of lunchtime we turn the department into ‘The Quiet Zone’ . This allows pupils to have some time to relax in a calm and controlled environment. We follow activities like ‘Monday Meditation’ or Craft Club on a Thursday.



# Anita – our Chaplain



- This is Anita. She is our Chaplain.
- Anita likes talking to students and staff, helping them to feel at home at St Augustine's.
- She also loves to talk about the natural world and cake. She helps people to find God's presence in their everyday lives.

# A Prayer for Transition



- \* Here is a short prayer that I can say any time to ask God to be with me:
- **Stay with us Lord on our Journey.**

We are here to help you.  
Our pupils are friendly and  
helpful !

