

# SARCHS MUSIC DEPARTMENT

## LEARNING JOURNEY



Careers in music:  
performance, teaching,  
music production,  
music journalism. . .

“A school without Music is like a body without a soul, for Music aids education.” St. John Bosco

A levels, Btec level 3: performing arts

What next?

**L+A:** Revisit AOS 2-4  
**Comp:** Compositions collated and recorded

**L+A:** Revisit AOS 1 – set work 1  
**Comp:** Composition 2  
**P:** Practical exam

**L+A:** Exam paper prep/listening ex/Mock  
**Comp:** Composition 2

**L+A:** AOS 4 - Popular Music – set work 2  
**Comp:** Begin Composition 2

YEAR 11

**L+A:** AOS 4 - Popular Music  
**C:** Complete composition

YEAR 10

**Listening & Appraising:** Musical Elements  
**Composing:** Theory skills

**List & App:** AOS 3 - Intro to Film music  
**Comp:** Free composition

**List & App:** AOS 1 - Forms and Devices  
**Comp:** Free comp.

**List + App:** AOS 1 - set work 1  
**C:** Free Comp.  
**Performance:** Ensemble Perf

**List + App:** AOS 2 - Music for Ensemble  
**Comp:** Free Composition

Music in the media:  
Film Music



Music in the media:  
Video game music



Sequencing using a DAW:



What makes a good song?



History of Popular Music:  
Ensembles skills



Musical Structures:  
Theme and Variations



YEAR 9

Music around the world

YEAR 8

**Primary Triads:** Chords I, IV, V

**Primary chords:** The Blues



**Musical Structures:** How music is organised  
*Music from Classical and Romantic Periods*  
**Composition Project:** Write a Binary piece and add Primary and Secondary chords  
**A B A B A**

**Ostinatos & riffs:**



**Sonority:** Instruments of the Orchestra  
(Western Classical Tradition)



**Composing Skills:** Pentatonic/Chromatic/Major



**Practical Skills – Chords:** Keyboard and Ukulele



**Pitch:** Music from the Classical Period



**Find your Voice/Musical Elements/Rhythm**  
**Mad T Shirt**



YEAR 7

- Performing
- Composing
- Listening & appraising

# Sarchs Music Department

## Year 7 Learning Journey



← This way to Year 8

### How to improve my skills

Feedback will be given throughout every term – use this to improve your skills.  
Build confidence by practicing sections of your piece before putting it together for a complete performance.  
Commit key music terminology and knowledge to your long-term memory and use it frequently during lessons. You will be assessed on this throughout the year.

### Performance and assessment preparation



#### Performance, composition and listening

Understand and use the correct instrumental specific techniques when performing.  
Compose interesting ideas and use specific terminology when listening to and appraising music. Share ideas with confidence.



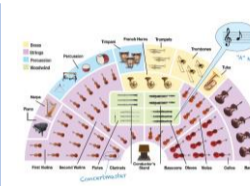
### Instruments of the Orchestra

Term 3



#### 6. Instruments of the Orchestra

Understand the layout of the orchestra, its instruments and identify aurally the subtle differences between instruments/sonorities, appraising orchestral music of the Western Classical Tradition.




### Basic composing skills using scales

Term 3



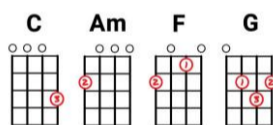
#### 5. Basic composing skills

Pupils will learn basic composing skills including improvisation and creating a 4 bar melody. Pupils will learn 2 different scales: Pentatonic and Major.



### Performance skills

Term 2




#### 4. Ukulele skills

Pupils will learn performance skills on the ukulele including how to strum, play 4 chords and read chord symbols. They will learn rehearsal techniques and put together a performance in small groups.



### Performance skills

Term 2



#### 3. Keyboard skills

Pupils will learn about chords and perform pieces, as a class, to a variety of styles of music.

Pupils will continue to learn performance skills on the keyboard including technique, reading notation.



### Pitch Notation and keyboard skills

Term 1



#### 2. Pitch notation (Music from the Classical Period)

Pupils will work out melodies 'by ear' (aurally). Pupils will learn basic performance skills on the keyboard including technique and reading notation. Who was Beethoven? Perform Ode to Joy and Für Elise on the keyboard.



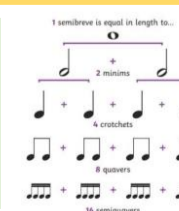
### Musical Journey begins here with The Musical Elements

Term 1



#### 1. Find your voice/The Musical Elements/Rhythm

Perform, compose and listen to pieces involving the elements of music and understand how they are used within music. Explore your voice through singing and learn rhythmic note values and use them to create polyphonic rhythmic patterns.



**KS2:** Students will enter Sarchs having had a wide range of musical experience at KS2. Some will have private instrumental lessons, others will have had little exposure to regular music education. Most pupils will have absorbed music via various forms of media.

**Start here**



# Sarchs Music Department

## Year 8 Learning Journey



← This way to Year 9

### How to improve my skills

Feedback will be given throughout every term – use this to improve your skills.  
Build confidence by practicing sections of your piece before putting it together for a complete performance.  
Commit key music terminology and knowledge to your long-term memory and use it frequently during lessons. You will be assessed on this throughout the year.

### Performance and assessment preparation



#### Performance, composition and listening

Understand and use the correct instrumental specific techniques when performing.  
Compose interesting ideas and use specific terminology when listening to and appraising music. Share ideas with confidence.



### Music around the world

#### Term 3



#### 12. Music around the world

Pupils will explore the music of different countries around the world and use the knowledge they have developed in yr's 7 & 8 to explore the similarities and differences between different cultures and perform music from each area.



### Ostinatos and Riffs

#### Term 3



#### 11. Ostinatos and Riffs

Pupils will learn about music based on repeated musical patterns through the genres of Popular Music (Hooks and Riffs) and Music from the Western Classical Tradition (Ostinatos).



### Composition project: Compose a Binary piece and add chords

#### Term 2



#### 10. Composition Project

Pupils will recall the composing skills learnt in year 7 and the knowledge of Primary Triads to compose a Binary piece and add chords. Pupils will be introduced to the secondary chords and use them in their compositions.



### Musical Structures

#### Term 2



#### 9. Musical Structures

Pupils will learn what Form and Structure is in music. Question and Answer, Binary, Ternary and Rondo Forms will be explored through performing, composing and listening activities.



### The Primary Triads – The Blues

#### Term 1




#### 8. The Primary Triads – The Blues

Understand how the Primary Triads are used within a 12-bar Blues Chord Sequence. Pupils will learn various Blues characteristics and develop improvisation skills.



### The Primary Triads

#### Term 1



#### 7. Chords: The Primary Triads

Pupils will learn the Primary Triads chords (I, IV, V). Pupils will learn how to add chords to a melody and rehearse a performance of their pieces.




Year 7

Students will have completed one year of musical studies. They will have had many opportunities to develop knowledge, skills and understanding through various performing, composing and listening activities.

Start here

# Sarchs Music Department

## Year 9 Learning Journey



**How to improve my skills**  
 Feedback will be given throughout every term – use this to improve your skills.  
 Build confidence by practicing sections of your piece before putting it together for a complete performance.  
 Commit key music terminology and knowledge to your long-term memory and use it frequently during lessons. You will be assessed on this throughout the year.

### Performance and assessment preparation



**Performance, composition and listening**  
 Understand and use the correct instrumental specific techniques when performing.  
 Compose interesting ideas and use specific terminology when listening to and appraising music. Share ideas with confidence.



### Music in the Media: Video Game Music Term 3



**18. Music in the Media: Film Music**  
 Pupils will learn how music can enhance the visual images and dramatic impact of film and can reflect the emotional and narrative messages of the drama. Pupils will compose their own music to a given scene using DAW or other instruments.



### Music in the Media: Film Music Term 3




**17. Music in the Media: Video Game Music**  
 Pupils will learn about the video game music industry. Pupils will learn to describe and use common compositional and performance features used in computer and video game music.



### Sequencing using DAW (Digital Audio Workstation) Term 2



**16. Sequencing using DAW**  
 Pupils will use computer sequencing software to learn how to create digital dance music. They will learn about the origins of House music and its cultural significance.



### What makes a good song? Term 2



**15. What makes a good song?**  
 Pupils will learn about song structures and develop their analyse skills. Pupils will create their own cover version of a song using the skills they have developed throughout the last 2 years.




### History of Popular music (1960s onwards) Term 1



**14. Popular Music through the decades**  
 Pupils will be given an introduction to popular music from the 1960's through to the 2000's. They will develop an understanding of the changes that took place through the decades, not only musically, but historically.



### Musical Structures Term 1



**13. Musical Structures**  
 Pupils will learn about Theme and Variations and its use within both classical and popular genres through performing, composing and listening activities.



Year 8

Students will have completed one year of musical studies. They will have had many opportunities to develop knowledge, skills and understanding through various performing, composing and listening activities.

**Start here**